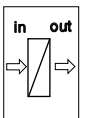
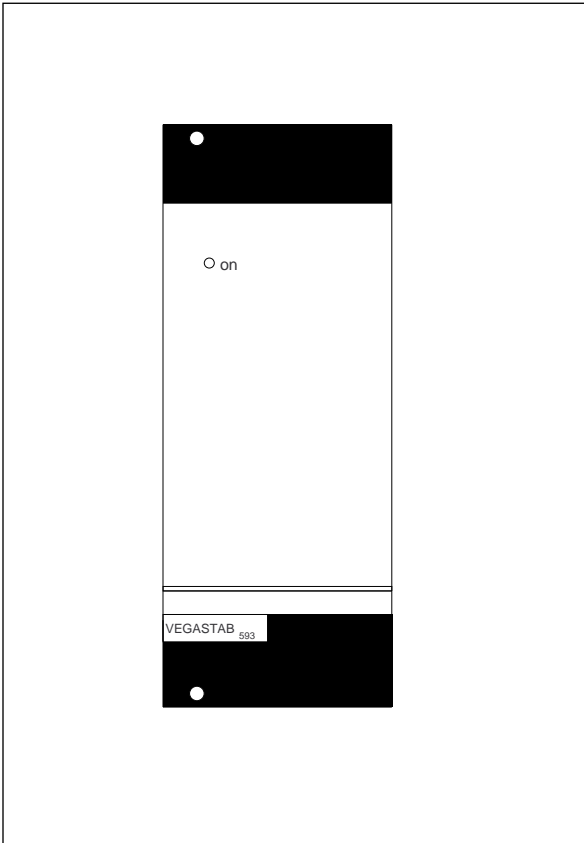


Operating Instruction

VEGASTAB 593, 593-60, 594



Contents

Safety information	2
1 Product description	
1.1 Function and configuration	3
1.3 Technical data	3
1.2 Types and versions	3
1.4 Dimensions	6
2 Mounting	7
3 Electrical connection	7
4 Set-up	7
5 Diagnosis	
5.1 Maintenance	7
5.2 Repair	7

Safety information

The described module must only be installed and operated as described in this operating instruction. Please note that other action can cause damage for which VEGA does not take responsibility.

1 Product description

1.1 Function and configuration

VEGASTAB ... power supply units are used to power series 500 signal conditioning instruments and VEGALOG 571 central processing system.

The input and output are galvanically isolated. The output is overload resistant, shortcircuit proof and no-load resistant.

Mechanically all power supply units are designed as modules in European size DIN 41 612 (19"-technology).

1.2 Types and versions

VEGASTAB 593

Regulated power supply with an output efficiency of 120 W and an output voltage of 24 V DC. The output efficiency can be extended by switching several power supply units in series. A constant current division is ensured without symmetric line.

VEGASTAB 593-60

Power supply unit with an output efficiency of 50 W and an output voltage of 24 V DC. If in relation to the output efficiency several power supply units are required in one system, it is necessary to generate for each power supply unit an own output current circuit (switching in series of several power supply units not possible).

VEGASTAB 594

as VEGASTAB 593, however with an output efficiency of 110 W and an output voltage of 33 V DC.

1.3 Technical data

Common data

Indicating elements

LED in front plate	green on: operating voltage on
--------------------	--------------------------------

Electrical connection

Multiple plug VEGASTAB Module carrier	acc. to DIN 41 612, d, z, series H, 15-pole multipoint connector with plug connection 6,3 mm
--	---

Electrical protective measures

Protection	
- unassembled	
VEGASTAB 593, 594	IP 20
VEGASTAB 593-60	IP 00
- mounted into carrier	IP 40 (only front)
Protection class	I

CE-conformity

VEGASTAB ... 19"-power supply units meet the protective regulations of EMVG (89/336/EWG) and NSR (73/23/EWG). The conformity has been judged acc. to the following standards:

		VEGASTAB 593, 594	VEGASTAB 593-60
EMVG	Emission	EN 50081-1	EN 50081-1
	Susceptibility	EN 50082-2	EN 50082-2
NSR		EN 60950	EN 61010

Mechanical data

Dimensions	W x H x D = 50,8 (10 TE) x 110 x 171,9 mm
Weight	
- VEGASTAB 593, 594	appr. 550 g
- VEGASTAB 593-60	appr. 1,3 kg

VEGASTAB 593

Power supply

Input voltage	$U_{nom} = 230 \text{ V AC (196 ... 264 V), 50/60 Hz}$ or $= 115 \text{ V AC (90 ... 132 V), 50/60 Hz}$ (selection switch for change-over of the input voltage on the housing below, factory setting 230 V)
Input current effective	max. 0,8 A at 230 V max. 1,6 A at 115 V
Ignition noise	acc. to VDE 0871, class B, 16 kHz ... 30 MHz

Output

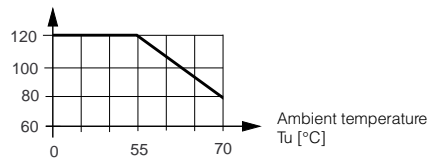
VEGASTAB 593	
- output voltage	$U_{nom} = 24 \text{ V DC stabilized}$
- output efficiency	$P_{nom} = 120 \text{ W}$
- output current	$I_{nom} = 5 \text{ A}$

Other conformities

EMC-conformity	VDE 0160/2, IEC 801, NAMUR VDE 0871/B, EN 55022/B
----------------	---

Ambient conditions

Permissible ambient temperature	-20°C ... +70°C (+55°C ... +70°C limited)
---------------------------------	---



Storage and transport temperature	-40°C ... +70°C
-----------------------------------	-----------------

VEGASTAB 593-60

Power supply

Input voltage	$U_{nom} = 230 \text{ V AC (196 ... 264 V), 50/60 Hz or}$ $= 110 \text{ V AC (94 ... 127 V), 50/60 Hz or}$ $= 120 \text{ V AC (102 ... 138 V), 50/60 Hz}$
Input current effective	max. 0,5 A at 230 V max. 1,0 A at 110 V and 120 V
Fuse	5 x 20 mm in the L-line 230 V: 1 A moderately slow-blow 110 V, 120 V: 1,6 A moderately slow-blow

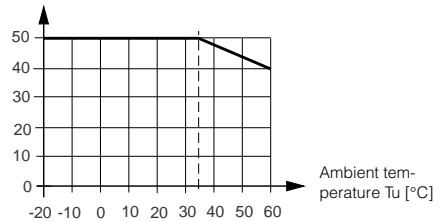
Output

Output voltage	$U_{nom} = 25 \text{ V DC}$
Output efficiency	$P_{nom} = 50 \text{ W}$
Output current	$I_{nom} = 2 \text{ A}$
Resistance	shortcircuit proof and no-load resistant
No-load voltage	33 V

Ambient conditions

Permissible ambient temperature -20°C ... +60°C (+35°C ... +60°C screwed)

Output power P [W]



Storage and transport temperature -40°C ... +70°C

VEGASTAB 594, as VEGASTAB 593, however

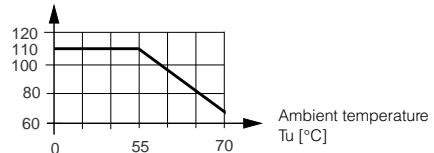
Output

Output voltage	$U_{nom} = 33 \text{ V DC}$
Output efficiency	$P_{nom} = 110 \text{ W}$
Output current	$I_{nom} = 3,25 \text{ A}$

Ambient conditions

Permissible ambient temperature -20°C ... +70°C (+55°C ... +70°C limited)

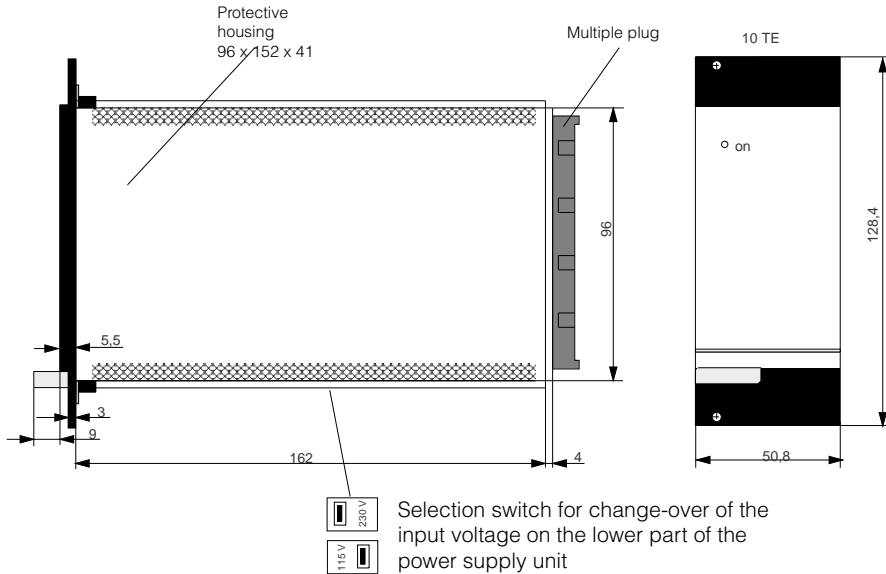
Output power P [W]



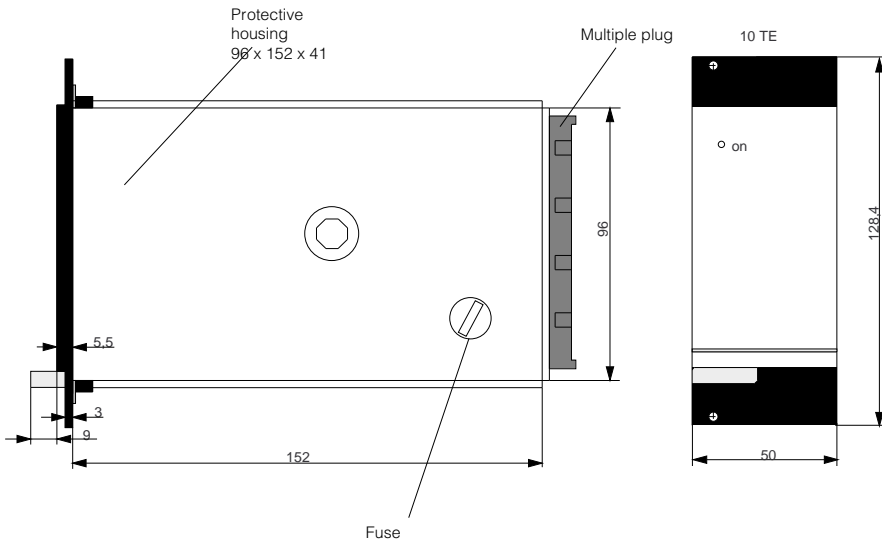
Storage and transport temperature -40°C ... +70°C

1.4 Dimensions

VEGASTAB 593, 594



VEGASTAB 593-60

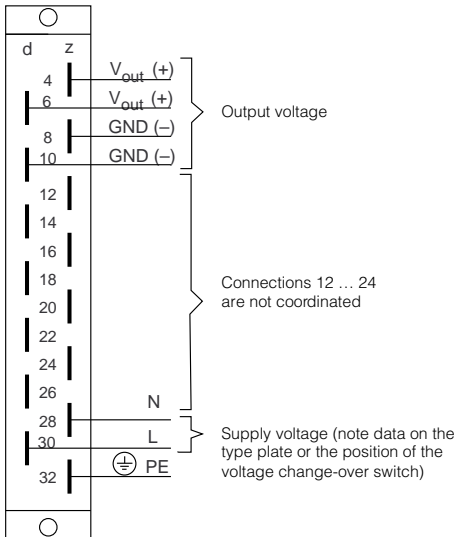


2 Mounting

The power supply units are designed as module cards in European size and are suitable for the installation in VEGA 19"-carriers BGT 596 or BGT 596 Ex.

3 Electrical connection

VEGASTAB 593, 593-60 and 594



Multiple plug acc. to DIN 41 612, series H, 15-pole

4 Set-up

- First check the position of the selection switch for input voltage (only with VEGASTAB 593 and 594).
- Never operate the power supply units without PE-connection (EMC).
- Ensure that the ventilation openings of the power supply units and the carriers are not covered.

An additional external ventilation is not required.

5 Diagnosis

5.1 Maintenance

The instrument is maintenance-free. The fuse of the VEGASTAB 593-60 power supply unit is accessible from outside, see dimensions. Note the respective technical data for fuse replacement.

5.2 Repair

Due to safety and guarantee reasons repair work beside the wiring must only be made by VEGA-staff.

In case of a defect please return the respective instrument with a short description of the error to our repair department.

VEGA

VEGA Grieshaber KG
Am Hohenstein 113
D-77761 Schiltach
Phone (0 78 36) 50 - 0
Fax (0 78 36) 50 - 201
Fax (0 78 36) 50 - 203

